



第六届亚洲过滤与分离工业展览会

The 6th Filtration & Separation Asia



第九届中国国际过滤与分离工业展览会

The 9th China International Filtration & Separation Exhibition

展后报告 POST SHOW REPORT



2016.12.7-9

上海新国际博览中心 W5号馆

Shanghai New International Expo Centre (SNIEC)

微信二维码 关注我们，
掌握更多资讯！

www.fsa-expo.com

主办单位：
ORGANIZED BY:



中国技术市场协会过滤与分离专业委员会
CHINA TECHNOLOGY MARKET ASSOCIATION (CTMA)
CHINA FILTRATION AND SEPARATION SOCIETY (CFS)



上海希达科技有限公司
CNTA SCIENCE & TECHNOLOGY CO., LTD.



博闻中国
UBM CHINA

赞助商：
SPONSORED BY:



► **A SUCCESSFUL SHOW FOCUS ON FILTRATION & SEPARATION TECHNOLOGY**

The 6th Filtration & Separation Asia (FSA2016) combined with The 9th China International Filtration & Separation Exhibition, was successfully held during December 7th to 9th, 2016, in Shanghai, China.

162 exhibitors from 12 countries and regions, showcased exhibits ranging from filter media, filters production lines, filters, filter accessories, testing & analysis equipment to separation equipment & accessories. The total exhibition scale reached **10,000 sqm gross space**.

Along with the exhibition, a series of concurrent events, including the filtration & separation technology conferences, training courses, and technical presentations were held one day before the opening of the exhibition, and lasted for 3 days.

The total 4-day event welcomed **7,462 visitors**. Most majority of attendees are companies' decision-makers, department managers and technical engineers.



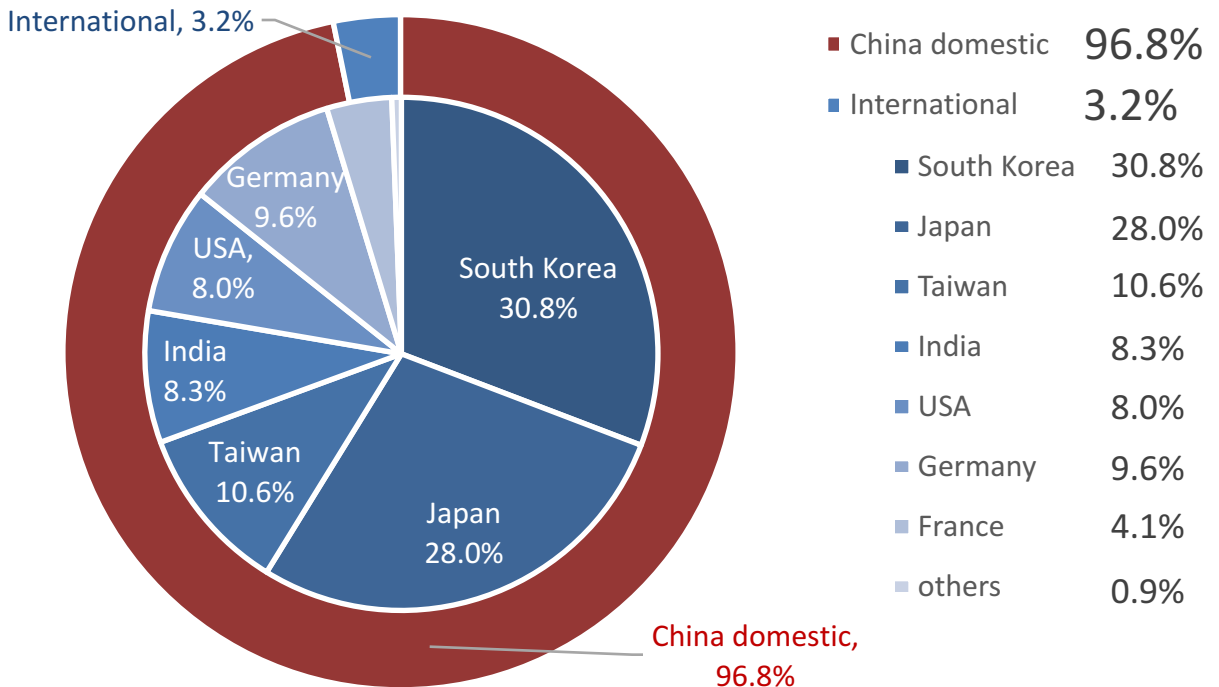
► **TRADE VISITOR SUMMARY**

7,462 trade visitors

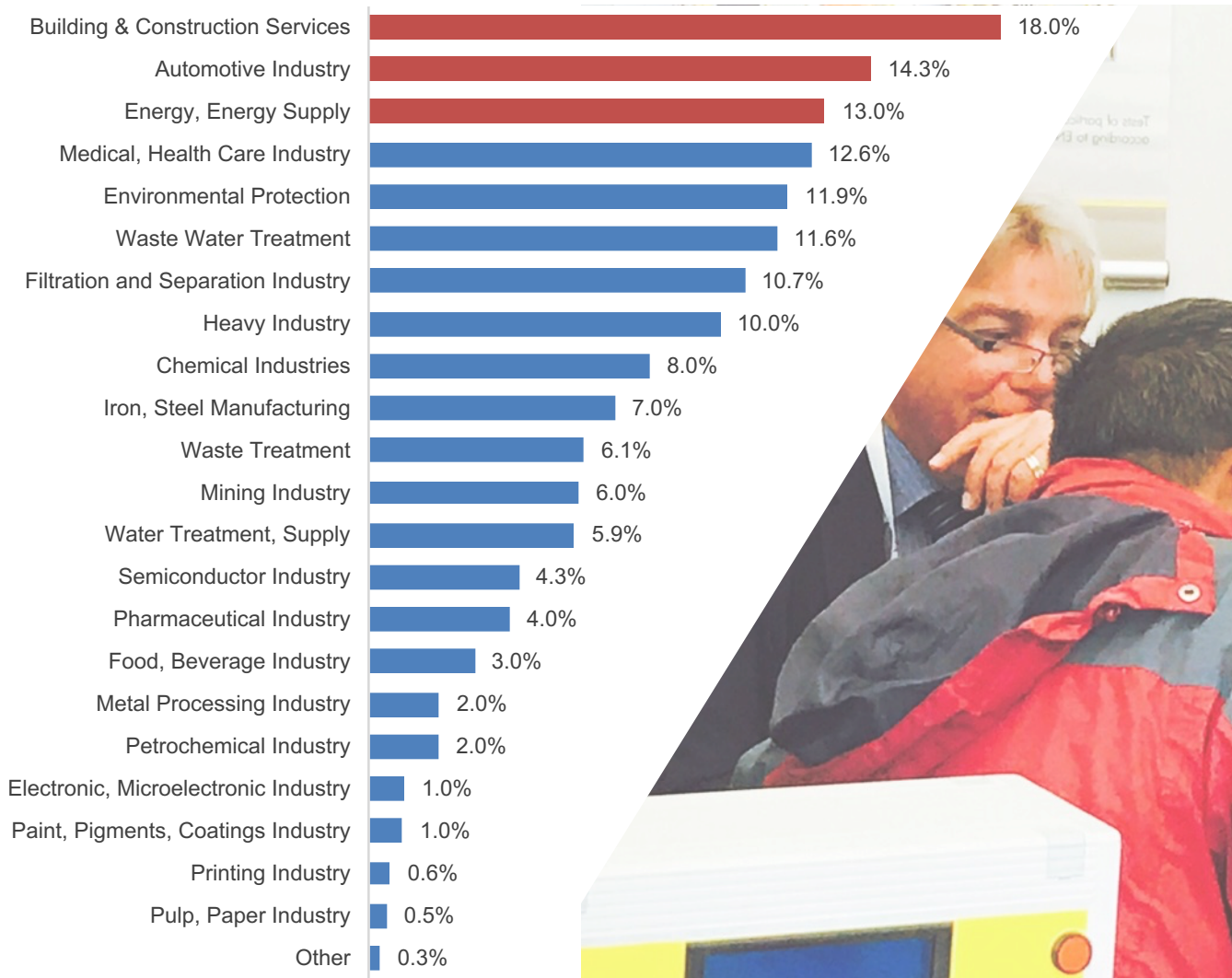
7,225 China domestic trade visitors, **96.8%** out of total

237 international trade visitors, **3.2%** out of total

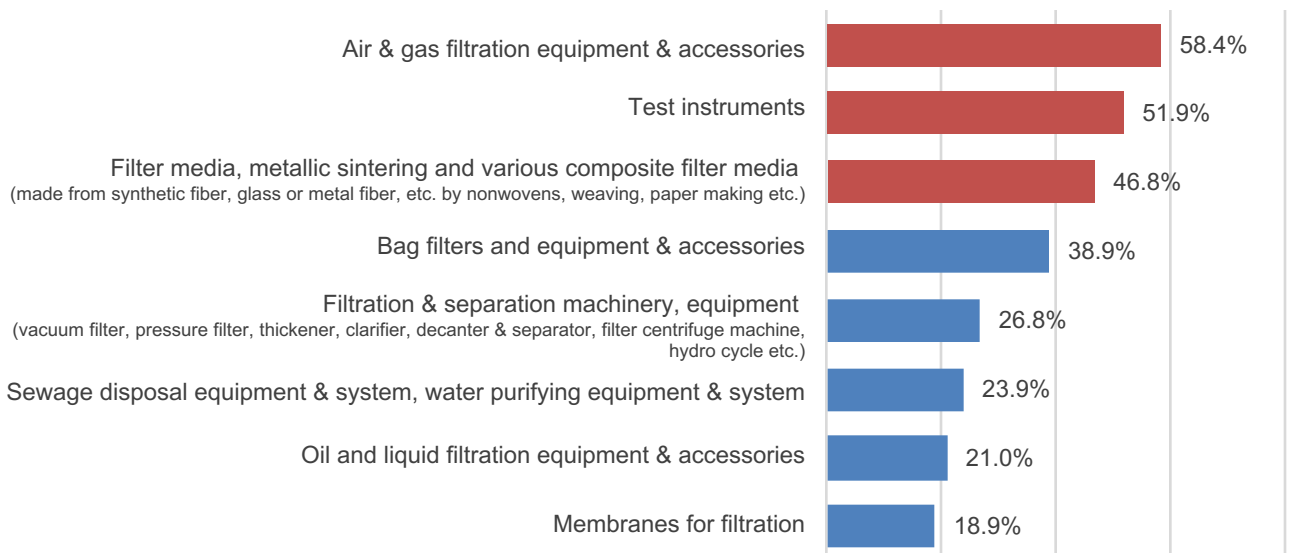
Visitors Countries & regions breakdown



Visitors industry breakdown (multiple choice)

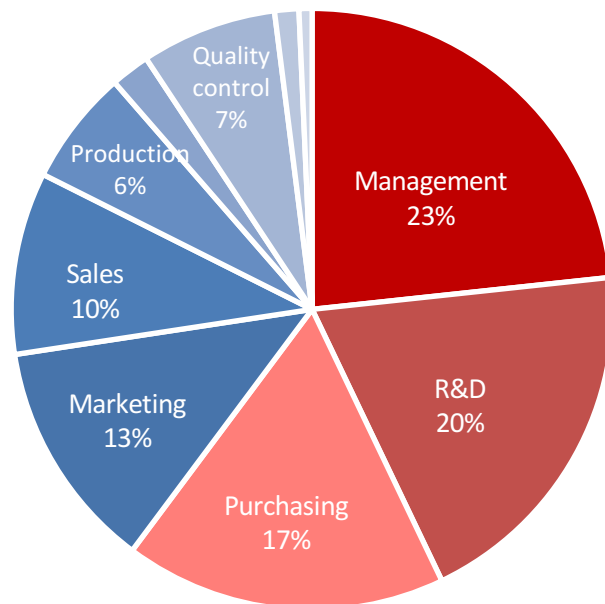


Visitors primary exhibits of interest (multiple choice)





Visitors job function breakdown



Visitors main reasons for visiting (multiple choice)

To gather information for a purchasing decision 48%

To find new vendor / establish new contacts 48%

To find solutions for specific problem 36%

To make a purchase order 16%

For networking purpose 16%

To Learn about new products / technologies 15%

► EXHIBITORS SUMMARY

162 exhibitors from 12 countries and regions

10,000m² GROSS space

22.9% Overseas exhibitors (based on exhibitor numbers)

19.5% Overseas exhibitors (based on booth space)



No.	Country & Region
NO.1	China
NO.2	USA
NO.3	Taiwan
NO.4	Finland
NO.5	Turkey
NO.6	Hong Kong
NO.7	Japan
NO.8	Austria
NO.9	Germany
NO.10	UK
NO.11	Belgium
NO.12	Malaysia

► EXHIBITORS SUMMARY

- 88% rate general organization of Filtration & Separation ASIA 2016 was satisfied.
- 70% rate the number of visitors as satisfied.
- 88% rate the quality of visitors as satisfied.
- 95% satisfied with concurrent events: training course, forum, and technical presentation.
- 84% would clearly recommend Filtration & Separation ASIA to industry peers.
- 82% would exhibit at Filtration & Separation ASIA 2018.



► CONCURRENT EVENTS

China International Filtration & Separation Training Course

2016.12.6

Attendees: 127 persons

2016 China International Filtration & Separation Forum

2016.12.7

Attendees: 183 persons

2016 Filtration & Separation Technical Presentation

2016.12.8

Attendees: 119 persons



FILTRATION & SEPARATION ASIA 2018



CHINA INTERNATIONAL FILTRATION & SEPARATION EXHIBITION 2018

**19 ~ 21 NOVEMBER, 2018
SHANGHAI, CHINA**

